


Look back in photos as of 7 Oct 24

(References to right and left will be looking at the house, right or left of center.)

These photos below are from the day of the storm, 27 Sept 24 unless otherwise noted.

The creek generally comes into our yard with heavy rains. This was the highest it has been since we have lived here:



Luckily the tree was snapped 15' off the ground, hitting the other tree into our house. Had what is on the ground hit our house....

Attic

In the attic, with me standing to the left of the heat/air unit, this shows the support of the roof broken by the tree, tree debris, vent ducts pulled onto the ceiling below (photo A1):



Each day the tree was on the house, more roof and frame crushed, more roof fell away. That is easier to see now with the trees removed. About 1/3 of the air and heat ducting and pipes are destroyed. We also think the vent for the office gas stove is what was found on the destroyed porch that we just had rebuilt. This photo below is post tree removal on 6 Oct 24:



See the vent pipe on the left side of the house. On the 26th we had 3 of them, 1 for each fire place and one for the heating/A/C. We found one on the porch when the tree was removed from the porch. This one survived.



Holes above Katherine's room and Scott's office:



Below is what our **new** porch used to look like in March 2023:



This is what it looked like under a tree 27 Sept 24. Note the bird feeder was not disturbed or the trash cans.





This is what it looked like on 7 Oct 24 with the tree removed. Railing crushed. Cat gate crushed.






Stairs gone! Railing crushed on the side.

Kitchen/dining room

We hope we can get the roof tarped before it rains. The framing fell through the hole in the top right, but it was hanging down for a few days and luckily did not dent the wood floors when it fell.

My text to Scott on 3 Oct: Was in the kitchen washing dishes (in cold water) and something really loud just crashed. My heart is still racing.” The 5’long 2x4 fell out of the ceiling onto the floor.



kitchen fell.


Text to scott at 3:34 is that the beam fell, it is raining out, I am walking 20 minutes to the pool to get high enough to send and receive texts and then 20 minutes back to house. No voice call ability.



Beam had been in the forward of the two holes in this photo. NEW hole in ceiling above silverware drawer was post 27 Sep (not visible in this photo). You can see the recessed lighting over sink is askew from being hit. To the left of the far hole is the ceiling that weakened from the water and is now cracking and seems a day or a rain away from falling.

The dining room ceiling is cracked almost wall to wall and any more moisture and it will just fall and I will be able to see straight up to the stars.

Where I am standing to take this photo (below) is another puncture that came through a day or two after the storm. It rains insulation and ceiling dry wall into the kitchen over the silverware drawer.



30 Sep 24-Monday- salvage day

No one has been getting more than 2 hours of sleep at a time, no A/C and it is HOT. No electricity so no fan.

Krist finally fell asleep around 2 am and awoke to a drip drip drip. It was water dripping into one of the tubs. Kristi got up and got a flashlight and it was raining into the house. So I ran around and I had guessed correctly on 1 of the 3 leaks where the tubs needed to be returned to, so got the tubs in the right spots, started

emptying them as they got water in them. At the end of the rain, mopped up the floor, again, emptied tubs and best I could put them back for the next rain. Put bucket in kitchen under the hole where the beam fell out.

First text to Scott: Ceiling splitting. (new-in living room) debris on floor. Waiting for fireplace to cave in.

Checked all the rooms, told Scott no damage in his office yet. There IS rain above my dresser so I need to move our dressers and Kat's poofy living room chair and rain above piano now so need to move it.


0730 I put on modified hazmat suit with goggles and covid mask to start salvage in library full of ceiling drywall, roof support beams and insulation..

Opened first window near library door and took out screen and tossed out ceiling and drywall debris so I could salvage personal property.

0852 texted scott to see if I am up to date on tetnus shot. I stepped on a nail salvaging. Last shot June 2013 so scott set appointment for 7pm when it is too dark for me to work in house, over at Publix. Cars have to play limbo to get under the power lines that had fallen on the road but after neighbors cut away the trees, the power company was able to string high enough for cars to pass.



This is what our living room used to look like (cropped out family hanging out):




This is what it looks like now



Both pass throughs we tried to plastic protect because there is no ceiling or roof on the other side of that wall. That is the wall that will fall in unless taken down-the gas fire place. Under the wall art on the left was the piano but it was moved. Sofa moved away from ceiling drip. Puffy chair moved to garage. Tubs out to catch water.

Piano moved into front door hall way and covered with any kind of plastic we can find.



Tree hit the house so hard photos went cock eyed.



October 2

Contractor Johnathan Brown – general contractor-visited the house, said the job was too big for his company, the insurance company may total the house anyway. Spent the next few days PACKING the house up.